



# ARRIVAL GUIDE

FOR INTERNATIONAL STUDENTS

University of Utah Asia Campus



# THE UNIVERSITY OF UTAH ASIA CAMPUS

□ <u>International Student Welcome Packet</u> .....	4
□ <u>University of Utah Asia Campus</u> .....	4
□ <u>Visa Information</u> .....	4
□ <u>Housing and Meals</u> .....	6
□ <u>Campus Location</u> .....	7
□ <u>Incheon International Airport to UAC</u> .....	8
□ <u>Foreigner Registration</u> .....	9
□ <u>Health Insurance</u> .....	9
□ <u>Getting Around in Korea</u> .....	10
□ <u>Getting Around in Korea - Bus</u> .....	12
□ <u>Getting Around in Korea – Subway</u> .....	13
□ <u>Getting Around in Korea – Taxi</u> .....	14
□ <u>Getting Around in Korea – KTX</u> .....	14
□ <u>Getting Around in Songdo – IGC Shuttle</u> .....	15
□ <u>Getting Around in Songdo– Bicycle</u> .....	15
□ <u>Cell Phones</u> .....	15
□ <u>Banking Information</u> .....	19
□ <u>Mail</u> .....	21
□ <u>Electricity and Voltage</u> .....	21
□ <u>Computers</u> .....	22
□ <u>Personal Safety</u> .....	22
□ <u>Drugs and Alcohol</u> .....	22
□ <u>Emergency</u> .....	23
□ <u>Medical Care</u> .....	23

□ <u>Emergency</u> .....	22
□ <u>Medical Care</u> .....	22
□ <u>Living in Songdo</u> .....	24
□ <u>Helpful Services for Foreigners</u> .....	25
□ <u>Etiquette</u> .....	26
□ <u>Weather</u> .....	27
□ <u>Places of Worship</u> .....	28
□ <u>Korean Alphabet</u> .....	29
□ <u>Contacts</u> .....	30

# International Student Welcome Packet

## University of Utah Asia Campus

Please let us be the first to tell you how excited we are that you have decided to join the University of Utah Asia Campus (UAC). When the UAC first opened its doors in Fall 2014, we became the fourth university on the Incheon Global Campus. Since that time, we have continued to expand our student numbers, our academic programs, and the opportunities you'll have to be involved on campus. The UAC uses the same admissions standards, teaches the same courses, and has the same academic requirements as the Salt Lake City campus. However, the UAC is a much smaller campus which allows you to get to know your professors and the UAC staff in a more intimate environment.

As with any new experience, you will have many questions, both prior to arriving in Korea and after you have landed. This Welcome Packet attempts to address many of your concerns, but please know that you can always contact us if anything is unclear or if you have a special request or need.

## □ Visa Information

Most non-Korean citizen students coming to the University of Utah Asia Campus will need to apply for a **D-2 student visa** prior to their departure. The UAC International & New Student Coordinator will contact you individually with further details about the visa application process. The most important document you will need for your visa application is your Certificate of Admission. This is different from your acceptance letter, and must be issued by the UAC before you begin your visa application. In order for us to process your Certificate of Admission, please send the following to Alexis Choi, the UAC Enrollment Coordinator, via UMail ([alexis.choi@utah.edu](mailto:alexis.choi@utah.edu)). Please allow 5-7 business days for processing:

- Scanned copy of passport
- UMail address and uNID
- Major
- Scholarship and financial aid information (including FAFSA for US citizens)
- Expected length of enrollment at UAC (example: Fall 2020 semester only, or Fall 2019-Spring 2022)
- Name of the last institution you graduated from
- Address where you can receive your Certificate of Admission
- Phone number

After you have received your Certificate of Admission, contact your local Korean Consulate to determine what additional documents you need to submit for your visa application. Korean Consulate locations and further visa information can be found on the [Ministry of Foreign Affairs website](#). Requirements may vary by Consulate location and student nationality, but generally, the following documents are required:

- Completed visa application
- 1 photo (3.5 cm x 4.5 cm)
- Valid Passport (must have at least 6 months of validity left and have at least 2 blank visa pages) and a copy of passport biographic page
- \$45 visa processing fee (rate subject to change, please check with your local Korean Consulate)
- ORIGINAL Certificate of Admission (issued by UAC)
- Copy of Business Registration Certificate (issued by UAC)\*
- Original diploma (or final academic record)
- Financial statement proving your ability to support yourself for one year (undergraduate students: \$32,224 for the 2019-2020 academic year). NOTE: family relation certificate may be required if submitting a parent's bank statement.
- If applying for visa by mail, a self-addressed, stamped envelope for your passport to be returned (include prepaid airway bill from FEDEX, DHL, UPS or USPS)

\* UAC Business Registration Certificate will be sent to you along with the Certificate of Admission

**Note:** Depending on the country of citizenship, students may need to submit additional documents. Students from China, Cuba, Syria, Macedonia and Kosovo need to apply for a visa issuance number. Please contact your local Korean Consulate for more complete information.

### **Working in Korea**

A D-2 student visa will allow you to work in Korea, but there are limitations. Undergraduate students may work 20 hours/week M-F and unlimited hours on the weekends. Graduate students may work up to 30 hours/week M-F and unlimited hours on the weekends. You may work on-campus, or off-campus with a work permit obtained from the immigration office after you arrive in Korea. [Click here for a list of on-campus employment opportunities](#).

## □ Housing and Meals

Living on campus is not mandatory, but strongly recommended. On-campus housing consists of single- and double-occupancy rooms, which are furnished with one twin bed, desk, chair, and wardrobe per occupant. Each room also has one private bathroom including shower. Each resident has access to a kitchen on their own or an adjacent floor. However, cooking space is limited to two small burners, one microwave, and a sink, and cooking equipment is not provided. The IGC cafeteria serves breakfast, lunch, and dinner Monday-Friday as well as a light brunch on Saturday, for about ₩4,000-6,000 per meal. Please note that the cafeteria is closed on Sundays.

All students must apply for housing **\*before\*** arriving to Korea. UAC staff can assist you with the application process if you have questions, but please know that all housing policies and rates are set by the Incheon Global Campus Foundation and apply to all IGC universities.

- [Click here for a virtual tour of the IGC campus.](#)
- [Click here to view Student Housing Dorm A](#)
- [Click here to view Student Housing B](#)

APPLICATION & HOUSING INFORMATION	
Application Opening:	Late November 2019 - Jan. 28
Application Requirements:	<ol style="list-style-type: none"> <li>1. A (negative) TB test from an x-ray scan is required to be eligible for on-campus housing. Your test must be completed <b>*after*</b> December 1, 2019. You will need to upload a copy of your results as part of your application.</li> <li>2. A bank wire receipt or other proof of payment is also a required part of the application. Wire transfers can sometimes take weeks to be processed, so we strongly recommend making your payment before you begin applying.</li> </ol>
Move-in Period Dates/Times:	<ul style="list-style-type: none"> <li>▪ Because the required International Student Orientation is scheduled for Monday, Feb. 17, international students are encouraged to move in Feb. 14<sup>th</sup>, so that the International Student Buddies will be available to welcome their assigned buddy to campus.</li> <li>▪ Students who wish to arrive earlier can move in starting Feb. 10<sup>th</sup>.</li> <li>▪ Students are encouraged to schedule flights with arrival times during regular office hours (8:00am – 6:00pm KST) to check in to housing. <ul style="list-style-type: none"> <li>○ Students unable to purchase flights with arrival times during regular office hours must coordinate with the International &amp; New Student Coordinator in order to check in to IGC housing.</li> </ul> </li> <li>▪ <b>*Students must email the International &amp; New Student Coordinator their flight/travel arrangements for entering Korea prior to their arrival on campus. This information is used to track students' immigration status in Korea and health insurance enrollment. *</b></li> </ul>
Documents to bring for On-Campus Arrival	<ul style="list-style-type: none"> <li>▪ Copy of completed check-in application</li> <li>▪ Copy of TB test report</li> <li>▪ Wire transfer receipt</li> </ul>
International Student Orientation:	<p><b>Monday, February 17<sup>th</sup>, 2020</b></p> <p><b>*Mandatory*</b></p> <p><b>(Time TBD)</b></p>

## □ Campus Location

The University of Utah is located in the neighborhood of Songdo (송도), in the city of Incheon (인천). Songdo is a new smart city built on reclaimed land along the waterfront of Incheon. The neighborhood's location provides easy access to the airport and to Seoul. In the neighborhood, you will find excellent restaurants, beautiful parks, and good transportation options. As the city is still growing, it provides an excellent place to study in a quiet environment while still having easy access to major attractions in Seoul.

### Administrative Divisions in Korea

There are numerous administrative divisions in Korea that may be helpful to know as you navigate your way around the country. See the list below, ordered from largest to smallest!

Type of Division	Korean Name	Romanization	Example
Province	도	do	경기도 (Gyeonggi-do)
City	시	si	인천시 (Incheon-si)
District	구	gu	연수구 (Yeonsu-gu)
Neighborhood	동	dong	송도동 (Songdo-dong)

There are numerous other administrative divisions in Korea, but these are the most common that you will encounter!

## □ Incheon International Airport to UAC

### By Taxi

As you exit the airport terminal, look for signs which will point you to where taxis can be found. A taxi from the airport to campus should cost around 40,000 KRW. Tell the driver that you would like to go to the Incheon Global Campus. It will take about 30 minutes of driving time.

Here is the address in Korean:

인천광역시 연수구 송도문화로 119 글로벌캠퍼스

### By Bus

You can purchase a T Money card at the airport or at the convenience store. You must use cash to recharge your card. You can also purchase SIM Cards or Wifi Eggs at the Airport. Download the Naver Map app and route it to the Incheon Global Campus. Tap the T Money card on the sensor when entering and exiting the bus.

Route 1: Take the Korean Air limousine bus (#6707) to Incheon Songdo

#### **\*Recommended if carrying multiple bags\***

- Fare: 7,500 Korean won (cash only or using T-money transit card when purchasing ticket)
- Time of departure: Every 20-50 minutes from 5:53-22:11 (taking approx. 40 minutes)
- The bus will make several stops before you should get off:
  - Bus route: Gate 4A, Incheon International Airport → Hyatt Hotel → Inha International Medical Center → Korea Coast Guard → Orakai Songdo Park Hotel → Songdo Central Park/Central Park Station(Incheon Metro Line 1) → Holiday Inn Songdo Hotel → Incheon University Station Exit 1 → Oakwood Premier Incheon Hotel → **Sheraton Incheon Hotel** → Korea Coast Guard → Incheon International Airport
- Get off at Songdo Sheraton Hotel and we are about 5 – 10 minutes from the Sheraton by taxi. (Recommended: Download Kakao taxi and copy+paste the above address in Korean)

Route 2: Take the bus 330

#### **\*Note: This bus operates as a city bus, therefore it may be difficult to take if students are carrying their luggage.\***

- Fare: 1,750 Korean won
- Time of departure: Every 20 minutes from 4:50-21:10 (taking approx. 22 minutes)
- The bus will make a few stops before you should get off:
  - Bus route : E-mart → Gukje Business Danji (Airport Government Building) → Incheondaegyo Bridge
- Get off at The Prau, which is the first stop after the bridge

Transfer at Songdo Hill State and take the bus 91



- Time of departure: Every 15 minutes from 5:30-23:00 (taking approx. 11 minutes)
- The bus will make several stops before you should get off
  - Bus route: Songdo Poonglim Iwant 2 Danji→Geumho Apartment→Sinsong High School→Hanjin Apartment→Campus Town Station→Songdo Technopark IT Center→Yonsei University
- Get off at Incheon Global Campus

## □ Foreigner Registration

The Alien Registration Card (ARC) is similar to a social security card and is the most used form of identification in Korea. Any foreigner staying for more than 90 days is required to obtain an Alien Registration Card. You must have an appointment to visit the [Immigration Office](#) in your region (Incheon). Shortly after you arrive on campus, UAC staff will arrange a date and time for international students to get their ARCs.

The application must be filed within **90 days** of arrival into Korea.

Documents to submit:

- Application
- Passport
- 1 color photo (3.5cm x 4.5cm)
- Verification of Enrollment
- 30,000 KRW (cash only; fee subject to change)
- Copy of UAC Business Registration (provided by UAC staff)
- Residence Confirmation Form (request this at the Housing Office)

The registration card can be picked up or mailed back to you (4,000 KRW fee, cash only).

### Incheon Branch

Phone: +82-32-890-6305 **or** +82-32-890-6306

Address: Incheon-si Jung-gu Hangdong 7-ga 1-31 (Seohae-ro 213)

Directions: Dongincheon Station (Seoul Subway Line 1), Exit 4. Walk out from Dongincheon underground shopping district, Exit 8. Take Bus 12 or 24 at Dongincheon Station Bus Stop to the immigration office.

## □ Health Insurance

During your time spent studying in Korea, you will be enrolled in health insurance through Cultural Insurance Services International (CISI). CISI insurance covers illness, injury, and mental health. It also includes emergency evacuation and repatriation of remains. Enrollment is automatic and you will be

billed for the insurance along with your tuition. Depending on exact coverage dates, cost is usually around \$150 per semester. Please contact the International & New Student Coordinator when you will be entering Korea early to ensure that you will be covered.

Because many health facilities require individuals who are not enrolled in the Korean National Healthcare system to pay out of pocket for medical costs, students are advised to have an accessible method of payment for emergencies (e.g., credit card with no foreign transaction fees). See Medical Care for more information.

## □ Getting Around in Korea


South Korea has an extremely efficient, safe, and clean system of public transportation. The bus, subway, and rail systems are integrated in a single network, and you can access nearly any part of the country via this network. Many parts of Songdo are pedestrian friendly, and many people also get around using bicycles.

### Maps & Apps

It's important to know that Google Maps does not work for most things in Korea and will not be able to give you detailed walking, driving, or public transportation directions. The most commonly used map service is through Naver (Korea's equivalent of Google) and is available at [map.naver.com](http://map.naver.com). Naver is available partially in English, but learning the Korean alphabet will help you to sound out place names.

Other apps that will make navigating Korea easier:

- **Kakao Maps:** Similar to Naver, but can be linked to your Kakao account. Will show walking, public transportation, and driving routes to anywhere in Korea. Available partially in English.  
[Android](#)      [iOS](#)
- **KakaoMetro:** Provides detailed information specifically about the subway systems of each city in Korea. Available in English.  
[Android](#)      [iOS](#)
- **Subway Korea:** Another convenient English app that provides schedule, route, and fare information for the entire Seoul subway system (including Incheon).  
[Android](#)      [iOS](#)
- **KakaoBus:** Limited English, but very helpful in figuring out bus schedules, routes, and stops. Service available in Seoul, Incheon and other areas in Korea.  
[Android](#)      [iOS](#)
- **KakaoTaxi:** Similar to Uber or Lyft, this convenient app lets you summon a taxi anywhere in Korea. This app will require you to have a Korean phone number.  
[Android](#)      [iOS](#)



### **T-money Card**

While the buses and subway accept cash, it is cheaper and more convenient to purchase a refillable T-Money transportation card, which can be used on the transit system throughout the country. After you purchase your T-Money card (see below), you can re-fill it at any subway station as well as most convenience stores. Using this card generally entitles you to a free transfer between buses, subway lines, or bus to subway (provided the base fare is the same).



### **Sales Locations**

UAC staff will help you purchase and pre-load cash onto a T-Money card during International Student Orientation. If you lose your card, you may purchase a new one at most convenience stores, or from a ticket vending device inside the subway station. The card itself costs about 2,500KRW.

### **How to Use Your T-Money Card**

Payment sensors are located at the front of each bus and at the top of each subway turnstile. Place your card on the sensor until you hear a beep. Two numbers will appear on the sensor – the first is the amount of fare charged, the number below is your remaining balance. It is important to remember that you must tap your card on the sensor again as you exit the bus or subway. If you do not re-scan your card upon exit, you will not receive any transfer discount and may be retroactively charged the maximum fare of the bus or subway line (buses into Seoul add additional fare at the end of your journey based on how far you have traveled, for example).

If you are transferring between bus or subway lines, or between the subway and the bus, you must still remember to swipe each time you board or exit the bus or subway. The transfer fare may be a few hundred won (for example, when transferring from a local Songdo bus onto a larger intercity bus) or may be free (for example, transferring from the subway to a local bus). Keep in mind that there is generally a time limit of 30 minutes between transfers.

### **Taxi**

Many taxis also accept the T-Money card as payment, though you may also use cash or a credit card. Let the driver know that you want to pay with your T-Money card and he or she will tap your card on the payment terminal. The taxi fare will be deducted from your balance in the same way as on the bus or subway, however, if you do not have enough money on your card, you will have to use another form of payment to make up the difference.

**Note:** Certain debit cards issued by Korean banks can also be used like a T-money card. Instead of pre-charging the card with money, it will deduct funds directly from your account. Make sure to request a debit card with such capabilities from the bank if this interests you.

[Click here](#) for more information about using your T Money card.

## □ Getting Around in Korea - Bus

Getting around by bus can often be much more efficient than using the subway, as you eliminate the need for extra stops and transfer stations. However, it can be a bit more confusing and intimidating, as you will find less English on the buses than on the subways. Mastering the bus system is worth the effort, though—those minutes saved add up!

[Click here](#) for a list of fares for each type of bus (bottom of page).

There are a few popular bus routes near Songdo that will be helpful to know at first:

**91:** This local neighborhood bus serves only Songdo and makes it easy to get to various points in the neighborhood. The bus stops immediately outside of our campus at the Global Campus (글로벌캠퍼스, stop ID: 39-858).

First Bus: 05:30

Last Bus: 23:30

[View the 91 Bus Route on Naver Maps](#)

**9201:** This bus operates between Songdo and the popular Seoul neighborhood of Gangnam. Stopping conveniently near campus, this bus will get you to Gangnam Station (강남역) in about 60 – 90 minutes depending on traffic. The closest stop to our campus is the Yonsei University stop (연세대, stop ID: 39-861).

First Bus from Songdo: Shortly after 05:00

Last Bus from Seoul: 00:30

[View the 9201 Bus Route on Naver Maps](#)

**M6724:** This bus operates between Songdo and the popular area of Seoul called Hongdae. The bus will get you from Songdo to this trendy, funky part of Seoul in about 60-90 minutes depending on traffic. Most students taking the bus to Hongdae will exit the bus at Hongik University Station (홍대역). You can catch this bus near campus at the Yonsei University stop (연세대, stop ID: 39-725). Note that this stop is across the street from the other Yonsei University stop where you catch the 9201 bus.

First Bus from Songdo: 05:00

Last Bus from Seoul: 00:40

[View the M6724 Bus Route on Naver Maps](#)

There are numerous longer distance buses, as well, making it easy to get to other cities in Korea if you would like to travel and see some of the country. The nearest bus terminal is Incheon Bus Terminal, located at Incheon Bus Terminal Station on Incheon Subway Line 1. You can find schedule and fare information for long distance buses on the [KoBus website](#) (English available). Tickets can be purchased at the counter of the bus terminal or online at the KoBus website.

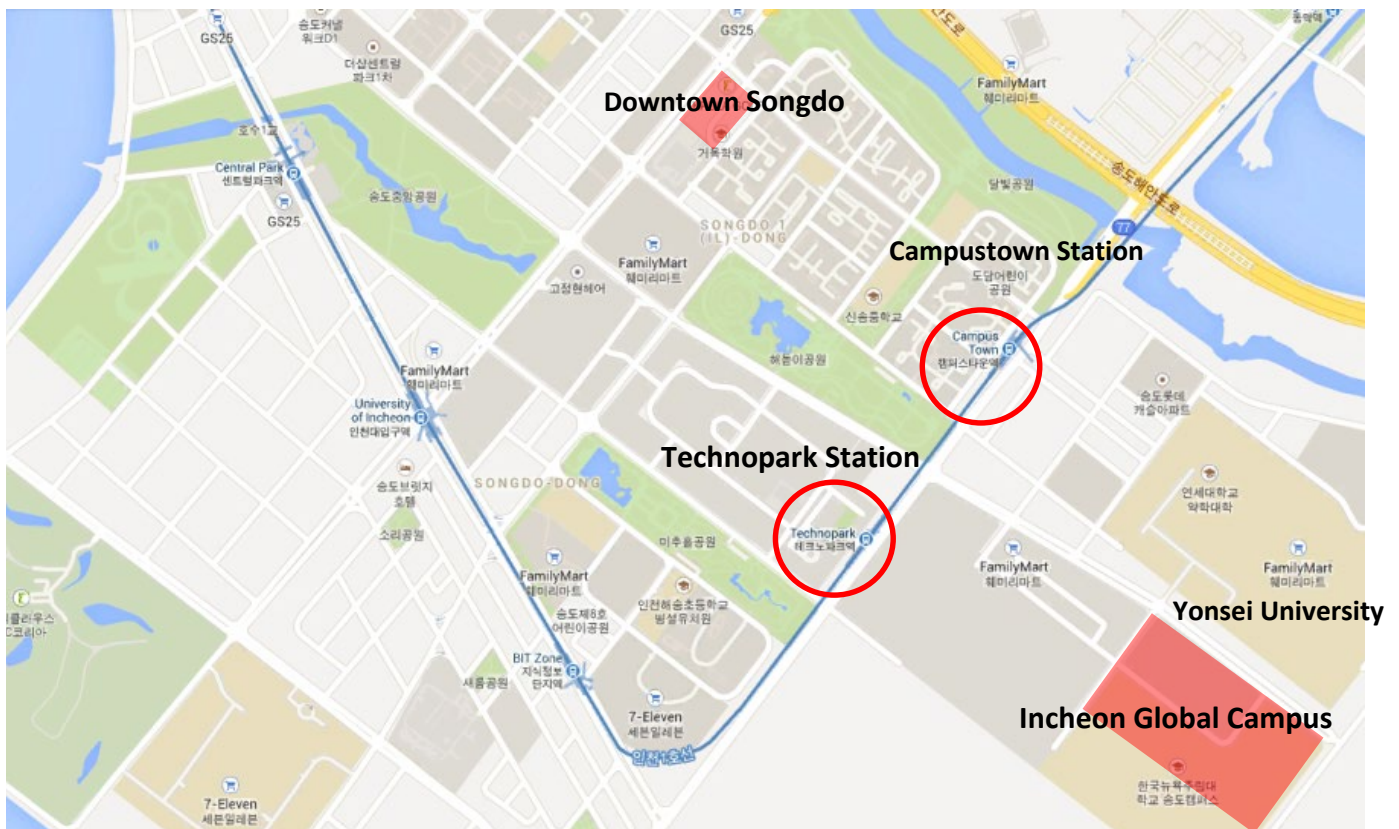
## □ Getting Around in Korea – Subway

The Seoul Metropolitan Subway system is a fast, clean, efficient way to get around Seoul, Incheon, and some cities in Gyeonggi Province. The subway system is made up of 19 different lines that link to create one of the longest and most used subway systems in the entire world.

Korea's subway system is also user friendly. Each subway station and individual car has route maps in both Korean and English, and most announcements in the subway are also made in both languages.

Subway fares vary depending on the distance traveled, but typical fares from UAC to Seoul are about 3,000 KRW. Fares start at 1,350 KRW (1,250 KRW with your T-money card!). The subway operates from 5:30 am – 12:00 am every day. Be sure to check the train schedule for your specific train to determine when service ends for that line.

The closest stop to the UAC is Technopark Station, about a 10-15 minute walk from campus. Campustown is also a convenient station. You can find a complete English map of the system and route information on the [SMRT website](#), although it is easy to use a phone app to navigate which lines to use (e.g., Naver Maps).



## □ Getting Around in Korea – Taxi

Taxis are ubiquitous in Korea and make it easy to get around if you can't get the bus or you've missed the last train. There are several types of taxis in Korea—regular, deluxe, and jumbo (van) taxis. Base fares for regular taxis depend on the area you are in and time of day, but typically start at 3,200 KRW. Fare is then calculated by distance traveled. A taxi around Songdo may only cost you 5,000 KRW, while a taxi from Songdo to Gangnam may be 50,000 KRW or more.

Taxi drivers rarely speak English, so having an address in Korean will be very helpful. Please note that in Korea, people usually do not tip taxi drivers.

- Kakao Taxi      [Android](#)      [iOS](#)
- 인천콜택시 (Incheon Call Taxi) 032-289-3200
- 무지개콜택시 (Rainbow Call Taxi) 032-816-8883

If your taxi driver has difficulty finding the IGC, tell them to head towards “New York University”. Since SUNY Korea is the oldest of the IGC universities, you can also show the driver the campus address in Korean: 인천광역시 연수구 송도문화로 119 글로벌캠퍼스

## □ Getting Around in Korea – KTX

Korea Train eXpress, more commonly called KTX, is South Korea's high speed rail system. With train speeds of up to 305km/h, KTX is one of the fastest train systems in the entire world. The nearest KTX stations to UAC are at Incheon International Airport and Gwangmyeong Station, which is about 25 minutes away by taxi.

Schedules, fares, and train information can be found on the [KoRail website](#).

### **International Driver's Permit**

If you plan on driving in Korea, please visit your local AAA and purchase an International Driver's Permit. You will need:

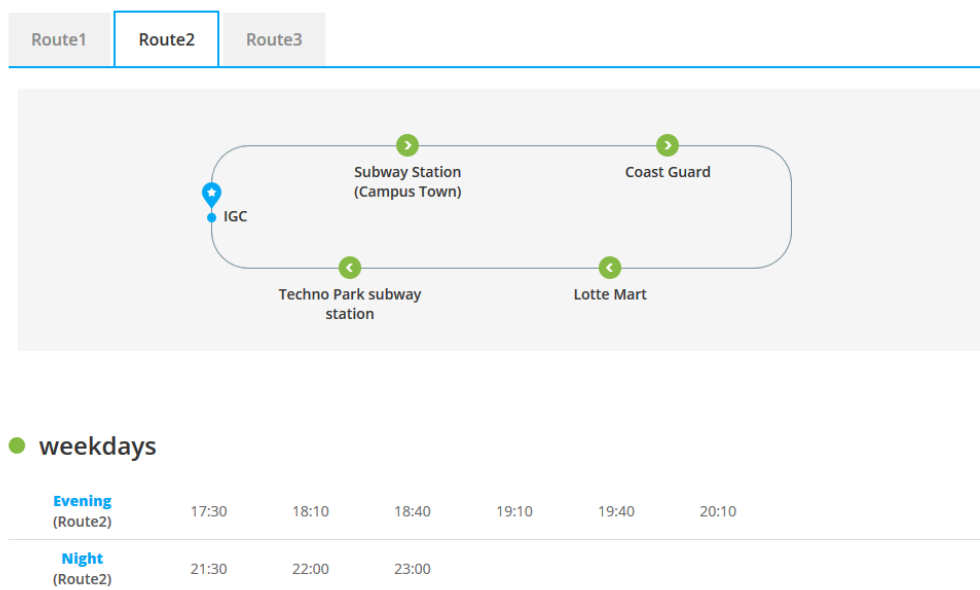
- completed application form (available at: <http://www.aaa.com/vacation/idpf.html>)
- 2 original passport-type photos
- driver's license
- fee of \$20

## □ Getting Around in Songdo – IGC Shuttle

The Incheon Global Campus operates a convenient, free shuttle service for students, faculty, and staff,

### Shuttle Bus Time

[Home](#) > [About IGC Housing](#) > [Shuttle Bus Time](#)



making it easier to get to downtown Songdo for restaurants, entertainment, and nightlife. Schedule may change slightly during the school year. During summer vacation the shuttle operates under limited hours. [Click here to view the current schedule.](#)

## □ Getting Around in Songdo– Bicycle

Many of our students choose to purchase bicycles to make it easier to get around Songdo. This can be helpful if you need to grocery shop, want to get to the subway station quickly, or just want to go for a ride around town. There are numerous bicycle shops in Songdo where you can purchase anything from basic to high end bikes. Unlike Utah, Songdo is at sea level and is very flat. Most of our faculty, coming from the Rocky Mountains, find biking in Songdo quite easy!

## □ Cell Phones

Korea is a very technologically advanced country and phones are an important part of everyday life here. Whether they're calling a taxi, watching a movie while on the subway, or using a point card at the store, people living in Korea use their phones for just about everything! In order to take advantage of some services in Korea, you must have a Korean phone number. You will be able to get a Korean phone number after receiving your Alien Registration Card (ARC) after about one month in the country.

Prior to getting your ARC and being able to register for a Korean phone plan, there are a few options for how you can remain connected:



1. Use your home country phone. You can continue to use your phone from home and either pay international roaming charges or turn off roaming and data and only use your phone when you have access to wifi. Our entire campus is wifi-capable and you will frequently find wifi available at off-campus locations, as well. (Note: The US carrier T-Mobile has been a good option for many as Korea is part of T-Mobile's global network/plan. There are no charges when texting to/from the States. When calling to/from the states the current rate is .20/minute)
2. Purchase a SIM card. If your cell phone is unlocked, you can purchase a temporary SIM card using your passport as ID. SIM cards can be purchased at the airport on arrival, at most convenience stores (7-11, CU, and GS25), and online from several different phone providers. Cost will vary depending upon your needs, but generally this is an affordable option.

[KT Mobile SIM](#)

[EG SIM Card](#)

[SIM Card Korea](#)

3. Rent a wifi egg. There are several companies in Korea that rent portable wifi eggs to travelers and visitors. These typically cost about 8,000 KRW per day and also require a deposit of approximately 200,000 KRW. These companies have kiosks in the airport where you can get specific information about this rental option.
4. Rent a phone. Rental phones are available at the Incheon International Airport on the first and third floors. If you need a phone but do not have an Alien Registration Card, this may be the ideal solution to tide you over until you are issued an ARC.

SK Roaming: <http://www.skroaming.com/main.asp>

Olleh: <http://global.olleh.com/eng/main.do>

U+: <http://www.uplus.co.kr/com/main/psmain/PsMbMainRoaming.hpi?mid=788>

### Getting a phone

Once you receive your ARC, you will be eligible to sign up for a Korean phone plan. Depending on what options you choose, this can generally be more affordable than continuously paying for a SIM card.

**\*Please note many companies require customers to sign up for a one- or two-year contract.\***





KT (olleh), SKT, and LG U+ are the 3 telecommunications service providers in Korea. If you would like to have a Korean cell phone, please be sure to visit an authorized service center. Look for the sign: 공식 인증 대리점 (gongsik injeung daerijeom). Authorized service centers can be found in downtown Songdo.

To get a cell phone, you will need your passport and Alien Registration Card.

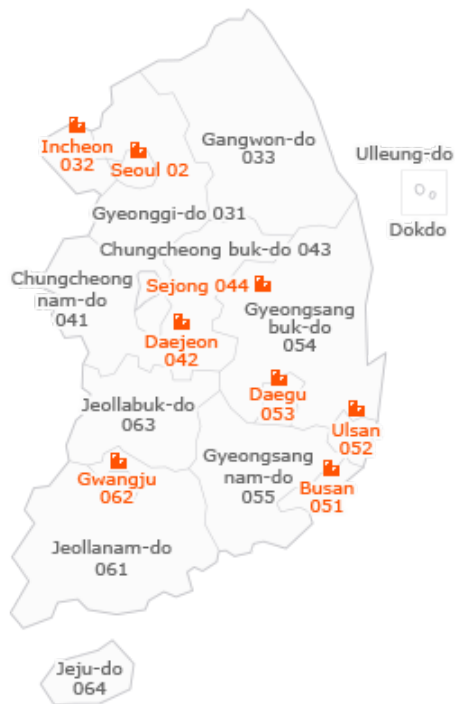
### KakaoTalk



KakaoTalk is an app that allows iPhone, Android, and BlackBerry users to send and receive messages for free, similar to WhatsApp, iMessage or WeChat. To survive at the UAC, downloading the Kakao app is a must! Students and UAC staff use Kakao for individual communication, group chats, special messages, sending photos, making announcements, etc. **Be sure to download it before you leave home, as you will need a working phone number to receive a confirmation text to set up your account.** If you have data disabled on your phone in Korea, you will not be able to set up a Kakao account.

### Domestic Long-distance Calls (Area Codes)

The Songdo area code is (+032). Below is a list of other area codes in South Korea.



## International Calls

- ① How to make an international call to Korea

When you make a phone call to Korea from abroad, first dial 82 (country code for Korea), then the area code (excluding the first number 0). Finally, dial the phone number you wish to call. For example: to call Seoul (area code 02) with 555-5555 as the phone number, dial +82-2-555-5555.

- ② How to make an international call from Korea

Your cell phone plan may or may not include international calling. Be sure to ask about this when purchasing a plan. Many people find that using services such as Skype, iMessage, Google Hangouts, or WhatsApp for calling friends and family back home is simpler and cheaper than juggling international calling rates.

## □ Banking Information



KEB Hana is the recommended bank for UAC students. Most staff and faculty at the UAC bank with KEB Hana Bank. They offer English customer service and have a convenient location in downtown Songdo. They also have the added benefit of being the only Korean bank which records all transactions in English.

After all international students receive their ARCs, UAC staff will arrange a campus visit from KEB Hana for any students who wish to open an account with this bank. You will be notified in advance when this visit has been scheduled. Please be sure to bring your ARC as well as your home bank account information (a bankbook or voided check, as well as your bank's SWIFT and/or BIC code) in order to set up your account.

If you are unable to sign up for an account on this day or wish to make an account with a different bank, you will need to make your own arrangements. While it is not essential to know Korean to create a bank account, it will be helpful to have a Korean speaker who can assist you even if most bank branches have someone who can speak basic English. Please note that most banks are only open Monday-Friday from 9 AM to 4 PM and are closed for holidays.

Be sure to inquire about the bank's internet banking procedures. Also please note that internet banking security is very strict in Korea and you may be required to install several security programs on your computer to access your account.

[Click here to visit the KEB website for more information.](#)

### Other items to consider:

- **ATMS:** If you would like to withdraw cash from your US bank account, please note that not all ATMs accept cards that are not issued in Korea. You will need to use a "Global ATM," which typically works for most US issued cards. However, you will be charged an ATM fee, so it's advisable to use a card with no ATM or foreign transaction fees. Charles Schwab is a recommended bank. There are several Global ATMs in Songdo, including in the HomePlus building past Triple Street.
- Be sure to let your home bank know that you will be living in Korea. Most ATMs will accept foreign debit cards, but some banks will freeze bank cards or accounts if you try to access them from abroad without prior notice.
- Visa, American Express, and MasterCard credit cards are also widely accepted. Check with your credit card company to see if they charge international transaction fees.
- Most banking in Korea is done via the internet or by use of the automated machines. Certain kinds of ATMs can be used to deposit money, pay bills, transfer money and make withdrawals.
- If you would like to transfer money from your home bank account to your Korean account, you may use your home bank's wiring service or an external service. There are many

mobile apps, such as Transferwise (available for [Android](#) and [iOS](#)) which enable you to transfer money between accounts for a fee.

## □ Korean Currency

Korea's official monetary unit is the won.

### I Bills



fifty thousand won  
(o-man-won)



ten thousand won  
(man-won)



five thousand won  
(o-cheon-won)



one thousand won  
(cheon-won)

### I Coins



Five hundred won  
(o-baek-won)



one hundred won  
(baek-won)



fifty won  
(o-sip-won)



ten won  
(sip-won)

Images from [Visit Korea](#)

[Click here](#) to view current conversion rates for a variety of country currencies.

## □ Mail

Sending and receiving mail in Korea is simple and affordable. Each student on campus is issued a mailbox with a number corresponding to your door number. Mail coming from outside of Korea can be sent to you at the following address:

Room # \_ \_ \_ \_ Housing A (**OR** Housing B)  
Incheon Global Campus  
Songdo Munhwa-ro 119 Yeonsu-gu  
21985 Incheon  
South Korea

For mail being sent from within Korea (for example, orders from GMarket.com or correspondence with the bank), be sure to use the address in Korean below:

인천 광역시 연수구 송도 문화로 119  
인천글로벌캠퍼스 생활관 A 동 (**or** B 동) # \_ \_ \_ \_ 호  
21985

Be sure to use Housing A if you live in the double dormitory, and Housing B if you live in the single dormitory. Envelopes and small pieces of mail will be put into your mailbox, while larger parcels will be held with the security guard in your residence hall until you pick them up.

Outgoing mail should be taken to the post office. There are two convenient locations in Songdo where you can mail postcards, letters, and packages both domestically and abroad.

[Yonsei University Location](#)

[Downtown Songdo Location](#)

For more information on mail services in Korea, visit the [Korea Post website](#).

## □ Electricity and Voltage

The standard voltage in Korea is 220 volts (and 60 Hertz, or cycles), and the outlet is European-style with two round holes. If you are coming from a country that uses higher voltage, you may want to leave some electronics (such as hair dryers) at home and purchase new ones here. Other electronics such as laptops are often equipped to handle dual voltage and only require an outlet adapter (which can be purchased at most convenience stores or stationary shops in Korea). Please be sure to check the voltage requirements of any electronics you plan to bring.



## ❑ Computers

While it isn't a requirement to have a computer for school, it will definitely simplify your time spent studying. On campus you will have daytime access to a computer lab and the university library that has plenty of computer resources. If you decide to bring your own laptop, however, it is important to consider carefully what you bring.

Both Mac and PC will work in Korea, though choosing a Mac can cause some small complications. Many Korean websites, particularly those involving banking, shopping, or logging in, require that users access them with Internet Explorer. For Mac users, this means having a means to run that Windows-based software on their Mac. In addition, while you can find many authorized Apple re-sellers in the country that can do repairs, there are no official Apple stores in Korea.

## ❑ Personal Safety

South Korea ranks among the safest countries in the world and has an extremely low crime rate. While you can feel comfortable walking nearly anywhere in the country at nearly anytime of the day or night, it is still important to use common sense. Here are a few general tips for safely spending time in any new country:

- Be aware of your surroundings at all times.
- Keep your personal belongings and valuables close and do not leave important items unattended. Theft is rare here, but does happen.
- Let a friend know when you're going out and when you expect to return.
- Avoid situations that involve too much alcohol consumption. Many of the crimes that occur in Korea are alcohol-related.

You can read more about safety in Korea by reviewing the US Department of State's [South Korea 2018 Crime and Safety Report](#).

## ❑ Drugs and Alcohol

The legal drinking age in Korea is 19. Soju is a common alcoholic drink in Korea and is readily available. However, the alcohol content in soju can be quite strong. Even if you are of the legal drinking age in Korea, we recommend being aware of your consumption and your own limits. Always carry a taxi card with you if you are going off-campus.

Korean law is extremely strict when it comes to illegal drugs. Possession or use of marijuana or other drugs can result in jail time, whether or not you are a citizen of Korea. Neither the UAC nor the US embassy or any other embassy is able to intervene on your behalf if you are arrested for any crime while you are in Korea, so please be mindful of all local laws.

## □ Emergency

We strongly recommend storing the following emergency telephone numbers in your mobile phone.

- 112 Crime (National Police Agency)
- 119 Fire, Emergency patients (National Emergency Management Agency)
- 1339 Emergency medical treatment/Hospital information
- 122 Marine emergency (National Maritime Police Agency)

Emergency service phone numbers offer their services in 12 different languages.

## □ Medical Care

### IGC Health Center

Before heading to a health clinic or hospital, please visit or contact the **IGC Health Center**. The campus nurse will be able to assist you in getting the health care you need while in Korea.

The IGC Health Center is located in Rm. 3068 in the Multi Complex Building.

Nurse: Christina Cha  
Phone: 032-626-0553  
Email: [chayj@igc.or.kr](mailto:chayj@igc.or.kr)  
Hours: 9AM – 5:30PM (Monday to Friday)

In addition, the Mental Health Center is open to all Utah students. The Mental Health Center is located in room 3052 of the Multi Complex Building. You can make an appointment [here](#) (click “Writing Center” to display the full list of options).

Mental Health Specialist: Jah-Hyun (Jan) Lee  
Phone: 032-626-6142  
Email: [jan.lee@utah.edu](mailto:jan.lee@utah.edu)  
Hours: 9AM – 5:30PM (Monday to Friday)

### Local Hospitals

The following is a list of local hospitals or clinics that provide medical services in English.

#### [Gachon International \(GIL\) Hospital](#)

Address: 21, Namdong-daero 774 beon-gil, Namdong-gu, Incheon, 21565, South Korea  
(Tel) 82-32-460-3213 FAX : 82-32-461-3214  
E-mail: [gihc@gihospital.com](mailto:gihc@gihospital.com)

#### [Inha International Medical Center](#)

Address: Unseo-dong, Jung-gu, Incheon  
(Tel) 032-206-1888

### Choisun Internal Medicinal Clinic

Located in Downtown Songdo above the Café  
Bene coffee shop Suite 302, 303  
(Tel) 010-4723-5635 (English)

Korean Address:

인천광역시 연수구 신송로 125 번길 7  
두손이리움 프라자 302 호, 303 호

Clinic Hours:

M-F 8:30-7:00 pm

Sat 8:30-4:00 pm

Holidays 9:00-12:00 pm

Lunch 1:00-2:00 pm



### **Dental Care**

[Elisha International Dental](#) is located in the Canal Walk shopping center on the far west end of the island. They serve many English speaking clients.

### **Women's Health Care**

Women's health care and hygiene product brands can be different in Korea. Tampons, while increasingly common, can be more expensive than you may be used to.

Although the website is entirely in Korean, [Miaero Women's Clinic](#) in Songdo has OB-GYN doctors who can communicate in English, as does Gil Medical Center (listed above). Walk-ins accepted.

## **□ Living in Songdo**

Songdo is a very modern city that was built with sustainability in mind. The area has an abundance of parks, and walking and bike paths. You can read more about Songdo at

<http://www.ifez.go.kr/eng/main.do>.

### **Networking**

- [Incheon Flea Market Facebook Page](#) (convenient for purchasing items for your dorm)
- [Songdo Flea Market Facebook Page](#)
- [Songdo Community Facebook Page](#) (posts information about upcoming events)
- [The Incheon Restaurant Scene Facebook Page](#)
- [Songdo Food Lovers Club Facebook Page](#)
- [Korea4Expats](#)



## Shopping

Shopping for daily needs in Songdo is easy with shopping options expanding every year. Grocery shopping in the area includes major stores such as Lotte Mart, Home Plus, and E-mart (all are similar to Target and Wal-Mart in the US). Here are the addresses of these stores in Korean, which you can show to taxi drivers:

LotteMart - 인천광역시 연수구 송도 1-동, 컨벤시아대로 177

HomePlus - 인천광역시 연수구 송도국제대로 165

E-mart - 인천광역시 연수구 경원대로 184 이마트연수점

Costco - 인천광역시 연수구 컨벤시아대로 230 번길 60 코스트코홈세일 송도점

Ikea (located in Gwangmyeong) - 경기도 광명시 일직로 17 IKEA 광명점

In addition to these stores, the recently completed mall, Triple Street, is located across the street from campus with a variety of shopping and dining options. Throughout the city there is an abundance of clothing and variety stores. If you cannot find what you are looking for in Songdo, Seoul is close enough for a day shopping trip.

## □ Helpful Services for Foreigners

Living in a foreign country is an exciting opportunity—you'll have a chance to experience a new culture, food, and language—but it also comes with challenges. Fortunately, there are several fantastic resources for non-Koreans living in Korea that you may find useful.

### Tourism Help Line – 1330

Do you need English language assistance or travel information? In Seoul, dial 1330 (outside of Seoul dial area code + 1330) to connect to the travel information hotline. They can offer detailed transportation information, directions, translation help, and answer any questions that you might need help with when out and about in Korea.

### Immigration Contact Center – 1345

Have questions about your visa or anything else pertaining to immigration? Our staff is here to help, but if you need to speak with Korean Immigration directly, just dial 1345. Services are available in 20 different languages.

### IFEZ Global Center

Run by the Incheon Free Economic Zone Authority, the IFEZ Global Center provides support services for foreign residents of Songdo. They can be extremely helpful if you have questions or concerns about daily living such as legal services, banking, cell phones, or transportation. They also offer free Korean

language classes and cultural activities. Read more about their services, see their location, and get in touch with them on their [website](#).

### *Songdo Community Wiki*

In conjunction with the Songdo Community Facebook Group, the IFEZ Foreign Advisory Board maintains a wiki of resources in Songdo. Though not entirely comprehensive, this provides a great way to locate restaurants, goods, and services in the neighborhood. Visit the [Songdo Community Wiki](#) to learn more!

### *Visit Korea*

This comprehensive [website](#) has information about travel within Korea including popular destinations, events, transportation, shopping, and travel tips. Check out this site to learn about Korean culture before you arrive, or to put together a travel itinerary for a long weekend after you arrive.

## □ Etiquette

Navigating the etiquette and customs of a new culture is a challenge for anyone moving to a new country, but can also be an enriching experience. Below are a few cultural etiquette tips to keep in mind when living and studying here in Korea. While it's impossible to cover all situations or make accurate generalizations about an entire country, these are some general expectations in Korea that you may encounter.

- Koreans frequently bow as a sign of greeting or respect. Though often as simple as a slight head nod, bows can be deep and formal in business situations or when showing respect to elders.
- When handing items to others, especially money, credit cards, and business cards, do so with two hands. Alternatively, an item may be passed with the right hand while the left hand supports the extended forearm.
- Public transportation is typically quiet in Korea. Being too loud on the bus or subway may offend those around you.
- In general, Korean people are very well dressed and appearance is important in Korean society. Clothing choices are typically modest. Women, for example, rarely wear low cut shirts and both men and women typically cover their shoulders in public.
- When summoning a taxi or beckoning to someone, do so with your arm extended and palm down, moving your fingers in a scratching motion. It is considered rude to beckon with the palm up or to point with the index finger.
- There is no tipping culture in Korea. In fact, tipping can be considered offensive in Korean culture, so there is no need to tip at restaurants or in a taxi.
- Upon entering someone's home, always remove your shoes. Occasionally shoes are also removed in restaurants. Look around you to see what is the norm when entering somewhere.
- Korean people frequently ask questions that may be perceived as too personal in some other cultures. Don't be surprised or offended if people ask your age, marital status, or other personal questions in your first meeting. This is normal and it is typically acceptable for you to do the same!
- As with anywhere else in the world, there are some political issues to which Korean people can be sensitive. Korea's historical relationship with Japan and the on-going conflict with North

Korea are two prominent examples. It is usually best to avoid such topics of conversation or, if that is not possible, to simply listen politely.

## □ Weather

Korea has four distinct seasons—spring, summer, autumn, and winter. Officially, the country is classified as having a temperate climate, but the temperature varies widely between summer and winter. Korean summers are hot and humid, and temperatures can occasionally reach 35° C (95° F), while in winter temperatures can sometimes get as low as -20° C (-4° F). Since we are at sea level and close to the water, Songdo is also especially windy in the winter. While those are the extreme ends of the temperature spectrum, we recommend being prepared for very cold, windy winters and very hot, humid summers.

Korea gets the majority of its precipitation during the monsoon season, in July and August. However, precipitation is generally light. Though winters can get very cold, it doesn't snow often.

Below is a table which shows the average temperature and precipitation data for Seoul, which is extremely similar to what you will find at the Utah Asia Campus in Songdo.

	Jan	Feb	Mar	Apr	May	Jun	Jul	Aug	Sep	Oct	Nov	Dec
<b>Avg. High °C</b>	1.5	4.7	10.4	17.8	23.0	27.1	28.6	29.6	25.8	19.8	11.6	4.3
<b>Daily Mean °C</b>	-2.4	0.4	5.7	12.5	17.8	22.2	24.9	25.7	21.2	14.8	7.2	0.4
<b>Avg. Low °C</b>	-5.9	-3.4	1.6	7.8	13.2	18.2	21.9	22.4	17.2	10.3	3.2	-3.2
<b>Avg. Precipitation (mm)</b>	20.8	25.0	47.2	64.5	105.9	133.2	394.7	364.2	169.3	51.8	52.5	21.5
<b>Avg. Precipitation Days (&gt; 0.1 mm)</b>	6.5	5.8	7.4	7.8	9.0	9.9	16.3	14.6	9.1	6.3	8.7	7.4

Source: Korea Meteorological Administration

## □ Places of Worship

There are several religious facilities in the area that offer services in English. See below for a small selection of them. Many other religions also have places of worship available in Korea, particularly in Seoul.

### *Heungryunsa Buddhist Temple*

English Address: 38, Cheongnyang-ro 46beon-gil, Yeonsu-gu, Incheon

Korean Address: 인천광역시 연수구 청량로 46 번길 38 (동춘동)

[Official Website](#)

### *Songdo Catholic Parish*

Offers English services every Sunday at 3 pm

[Official Facebook Group](#)

### *LifeSpring Korea*

[Official Website](#)

## □ Korean Alphabet

While you might not actually learn Korean during your time here, learning the Hangul alphabet is easy to do and can prove extremely useful. This Hangul alphabet has been used to write the Korean language since the 15<sup>th</sup> century and can be learned in a few hours. Since many words used in Korea are adapted from English, being able to pronounce a word in Hangul may mean the difference between going hungry or realizing that the word on the menu actually is pronounced “pizza”!

### Consonants

ㄱ	ㄲ	ㄴ	ㄷ	ㄸ	ㄹ	ㅁ	ㅂ	ㅃ
k/g	kk	n	t/d	tt	l/r	m	p/b	pp
[k]	[k']	[n]	[t]	[t']	[l]	[m]	[p]	[p']

ㅅ	ㅆ	ㅇ	ㅈ	ㅉ	ㅊ	ㅋ	ㅌ	ㅍ	ㅎ
s	ss	ng	ch/j	tch	ch'	k'	t'	p'	h
[s]	[s']	[ŋ]	[tʃ]	[tʃ']	[tʃʰ]	[kʰ]	[tʰ]	[pʰ]	[h]

### Vowels

ㅏ	ㅑ	ㅓ	ㅕ	ㅗ	ㅛ	ㅜ	ㅠ	ㅡ	ㅚ	ㅜ
a	ae	ya	yae	ō	e	yō	ye	o	wa	wae
[a]	[æ]	[ja]	[jæ]	[o]	[e]	[jo]	[je]	[o]	[wa]	[wæ]

ㅝ	ㅟ	ㅛ	ㅜ	ㅠ	ㅞ	ㅟ	ㅡ	ㅣ	ㅣ
oe	yo	u	wō	we	wi	yu	ǔ	üi	i
[ø]	[jo]	[u]	[wə]	[we]	[y]	[ju]	[u]	[yi]	[i]

### Some Useful Korean Phrases

안녕하세요.

Annyeonghaseyo.

Hello.

저는 \_\_\_\_\_ 입니다.

Juhneun \_\_\_\_\_ ipnida.

My name is \_\_\_\_\_.

영어 하세요?

Yonguh haseyo?

Do you speak English?

천천히 말씀해 주세요.

Chunchunhee malsseumhae juseyo.

Please talk slower.

지하철역 어디있어요?

Jihachulyuk uhdi issuhyo?

Where is the subway station?

Anytime you want to know where something is, fill in the blank with your desired noun:

\_\_\_\_\_ 어디있어요?

\_\_\_\_\_ uhdi issuhyo?

Where is the \_\_\_\_\_?

EXAMPLES:

화장실 어디있어요?

Hwajangshil uhdi issuhyo?

Where is the restroom?

버스 정류장 어디있어요?

Bbuhssu jungryujang uhdi issuhyo?

Where is the bus station?

병원 어디있어요?

Byungwon uhdi issuhyo?

Where is the hospital?

도와주세요.

Dowajuseyo.

Please help me.

경찰에 신고해 주세요.

Gyungchalaе shingohae juseyo.

Please call the police.

의사가 필요해요.

Uisaga pilyohaeyo.

I need a doctor.

택시 불러 주세요.

Tekshi bulluh juseyo.

Please call a taxi for me.

얼마예요?

Ulma aeyo?

How much is it?

계산해 주세요.

Gyesanhae juseyo.

Check, please.

네.

Ne.

Yes.

("Ne" is the formal way of saying "yes.")

아니요.

Aniyo.

No.

감사합니다.

Gamsahapnida.

Thank you.

## □ Contacts

### **Anna Yacovone**

Location: Utah 206  
Phone: 032-626-6005  
Email: [anna.yacovone@utah.edu](mailto:anna.yacovone@utah.edu)

### **Alexis Choi**

Location: Utah 114  
Phone: 032-626-6110  
Email: [alexis.choi@utah.edu](mailto:alexis.choi@utah.edu)

### **Kevin D'Arco**

Location: Utah 206  
Phone: 032-626-6014  
Email: [kevin.darco@utah.edu](mailto:kevin.darco@utah.edu)

### **Peter Smith**

Location: Utah 201  
Phone: 032-626-6133  
Email: [smith.pete@utah.edu](mailto:smith.pete@utah.edu)

### **Jan Lee**

Location: MCB 3052  
Phone: 032-626-6142  
Email: [jan.lee@utah.edu](mailto:jan.lee@utah.edu)

### **April Sanders-Aboulila**

Location: Salt Lake City Campus  
Phone: 801-581-6385  
Email: [april.aboulila@utah.edu](mailto:april.aboulila@utah.edu)

### **Louise Kim**

Location: Utah 807  
Phone: 032-626-6125  
Email: [louise.kim@utah.edu](mailto:louise.kim@utah.edu)

### **Heidi Kim**

Location: Utah 202  
Phone: 032-626-6225  
Email: [Heidi.kim@utah.edu](mailto:Heidi.kim@utah.edu)

### **Suhyen Um**

Location: Utah 854  
Phone: 032-626-6100  
Email: [s.um@utah.edu](mailto:s.um@utah.edu)

### **International & New Student Coordinator**

Utah 206  
032-626-6005  
[anna.yacovone@utah.edu](mailto:anna.yacovone@utah.edu)

### **UAC Enrollment Coordinator**

Utah 114  
032-626-6110  
[alexis.choi@utah.edu](mailto:alexis.choi@utah.edu)

### **UAC Student Leadership & Involvement Assistant Director**

Utah 206  
032-626-6014  
[kevin.darco@utah.edu](mailto:kevin.darco@utah.edu)

### **UAC International Admissions Counselor**

Utah 201  
032-626-6133  
[smith.pete@utah.edu](mailto:smith.pete@utah.edu)

### **Mental Health Therapist**

MCB 3052  
032-626-6142  
[jan.lee@utah.edu](mailto:jan.lee@utah.edu)

### **MPH Program Manager**

Salt Lake City Campus  
801-581-6385  
[april.aboulila@utah.edu](mailto:april.aboulila@utah.edu)

### **UAC Financial Director**

Utah 807  
032-626-6125  
[louise.kim@utah.edu](mailto:louise.kim@utah.edu)

### **Undergraduate Student Academic Advisor**

Utah 202  
032-626-6225  
[Heidi.kim@utah.edu](mailto:Heidi.kim@utah.edu)

### **Undergraduate Student Academic Advisor**

Utah 854  
032-626-6100  
[s.um@utah.edu](mailto:s.um@utah.edu)



UNIVERSITY OF UTAH ASIA CAMPUS

# ARRIVAL GUIDE

For International Students

IMAGINE



THE UNIVERSITY OF UTAH  
ASIA CAMPUS